



But I already know how to use an LMS!:

The importance of customized training for online faculty

Melissa Schuurman, E-Learning Facilitator
Thompson Rivers University, Open Learning

World Conference on Online Learning | Dublin, Ireland | November 2019

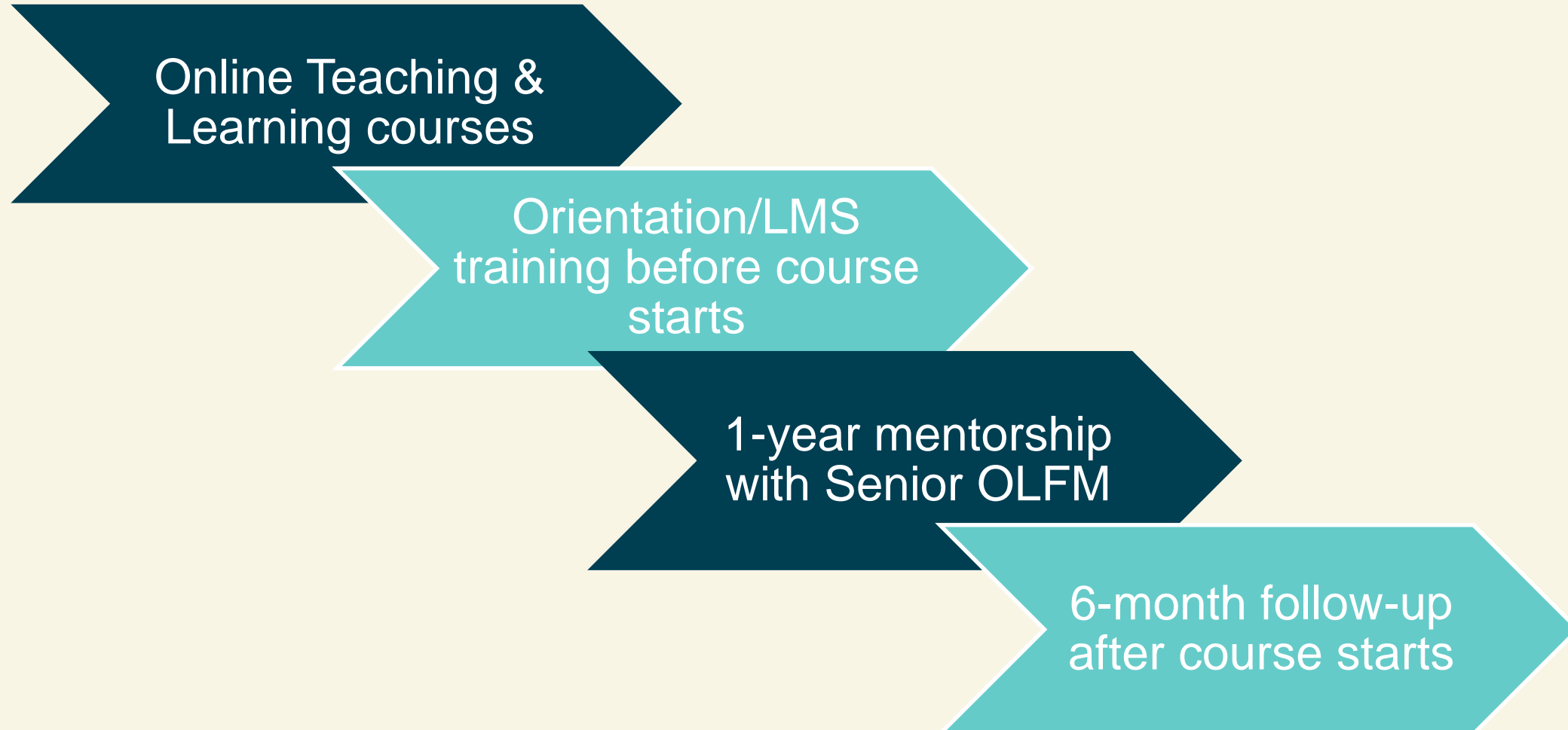
Why it needs to be customized:

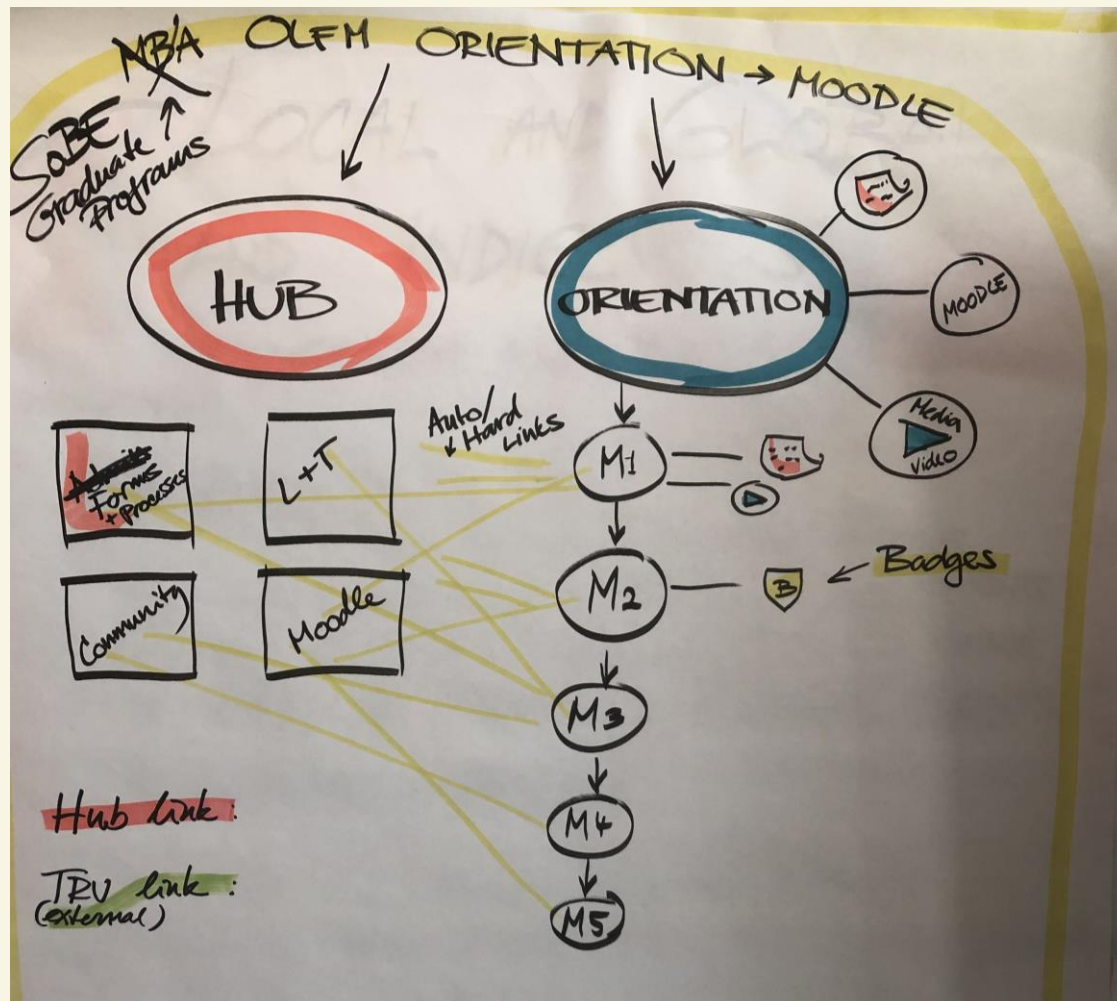
- Different levels of experience
- Different course expectations
- LMS format and requirements

Designed for the experience:

- In the format they will be delivering the course in
- Self-paced, independent with minimal time requirement
- No information overload

Current process:





[Welcome](#) [Resource Hub](#) [Orientation](#) [Learning Activities](#)






The **Orientation** is a 15-hour asynchronous online course, designed to help you become familiar with the online environment and student support systems at TRU.

The Orientation consists of five modules that are inspired by the chronological progression of online learning. As you explore a variety of topics, you will also practice tasks in the same Learning Management System (LMS) environment.

After completing the Orientation, you will be able to:

1. Navigate OLFM and student academic and administrative support systems and resources.
2. Plan your online facilitation based on learning and teaching strategies and best practices.
3. Apply online learning and teaching strategies by preparing student activities and tests.

You will collect digital badges after completing specific tasks, and you will be encouraged to share them with your peers.

-  [Module 1: TRU and You](#)
-  [Module 2: Preparing for Online Facilitation](#)
-  [Module 3: Roles and Expectations](#)
-  [Module 4: Collaborating with Students](#)
-  [Module 5: Learning Assessment](#)



Questions?